



Foursquare Sunday School

FALL 1963

" 99 Plus "

1963 ENLARGEMENT

Luke 15:4-7 - There was a restless urgency to the ministry of Christ. He was driven by an inner force which compelled Him to seek the lost. He could not be content although the fold contained ninety-nine of the just. Today the percentages are almost reversed with 98 per cent outside of the church on Sunday morning while 2 per cent are in attendance. The same urgency which characterized the ministry of Christ must also move the church of today to action. There are many millions of lost sheep in addition to the wandering sheep and those who have strayed far from the fold.

It is no small task to seek the lost, bring them into the church and win them for Christ. It will take complete and absolute dedication to the task. In fact, it will take ALL of every worker to evangelize your community.

"99 Plus" is an inspired theme. It is the combined prayer of all those who have a part in sending it to you, that it will also INSPIRE you to seek the sheep of His fold wherever they may be.

K N E E E V A N G E L I S M

The secret of the rapid growth of the first church after Pentecost can be found in the words of Acts 6:4 "*...we will give ourselves continually to prayer and to the ministry of the word.*" Surround this program with prayer. Only the Holy Spirit can move men to seek and move those we seek to receive!

1. Call a day of fasting and prayer Saturday, September 21, just before the presentation of the enlargement theme.
2. Challenge your people to conduct special "prayer cell" meetings in their homes throughout the program. (A "prayer cell" should meet each day at a given hour and may include members of the family, neighbors and friends.)
3. Arrange for special prayer to be offered by all those who cannot participate in the visitation and surveys while this work is being done.
4. Have families and individuals agree to pray specifically for another family and individual.

H E A R T E V A N G E L I S M

"...as he thinketh in his heart, so is he..." (Proverbs 23:7). Men's hearts must be "moved with compassion" for a lost and dying world or they will not participate in a drive such as this. It is suggested that an appeal be made from the pulpit on Sunday morning, September 22 for all those who will dedicate themselves to this "99 Plus" outreach.

PREPARED BY
International Department of Youth and Christian Education
1100 Glendale Boulevard, Los Angeles 26, California

F O O T E V A N G E L I S M

"...Go out...that my house may be filled" (Luke 14:23). So far we have involved the knees and heart, but the Word of God says "go" which brings the feet into action. Praying is not enough. Love in the heart is not enough. We must ACT. We must GO!

H A N D E V A N G E L I S M

"...but rather let him labour working with his hands the thing which is good that he may have to give to him that needeth" (Eph. 4:28).

Tracts and the printed invitation have an important place in soul winning. Very often it is the first step employed. This is something everyone can do! Excellent tracts are offered with this program in addition to the October Sunday school issue of the Foursquare Magazine.

T O N G U E E V A N G E L I S M

"And my tongue shall speak of thy righteousness and of thy praise all the day long" (Psalm 35:28). David declares his determination to be a "voice." In the presentation of "99 Plus," challenge every person to be a voice. There are too many "secret disciples." If the lost sheep are to be found and brought into the sheepfold, it will take the concerted effort of everyone in your Sunday school.

NINETY-NINE PLUS will need the whole man to accomplish the whole task--knees, heart, feet, hands and tongue!

"I beseech you therefore, brethren, by the mercies of God that ye present your bodies a living sacrifice, holy, acceptable unto God, which is your reasonable service" (Romans 12:1).

* * * * *

CONTENTS

	Page
Formula for Enlargement	4
Sheep Lore.	8
"99 Plus" Kickoff	11
 Sundays:	
Count the Sheep	13
Rescue the Strays	17
Find the Lambs.	21
Seek the Lost	25
Rejoice with Me	28

FOR CHALLENGE 19
 POTENTIAL COMMUNITY TOTAL
 DEFICIT
 ABSENTEE AVERAGE
 ATTENDANCE AVERAGE ANNUAL
 ENROLLMENT SUNDAY SCHOOL TOTAL

$$TSE-A = A D + TCP = 63C4/99+$$

FORMULA FOR ENLARGEMENT

ENLARGEMENT is not accidental! It is the logical result of systematic evaluation backed by prayer and augmented with a workable plan. The total Sunday school enrollment minus the annual average attendance of your school will reveal your average absentee deficit. Add to this latter figure your total community potential in reachable population and you will have the 1963 challenge for "99 PLUS!" Now, you need a plan and here it is:

"99 PLUS" SCHEDULE

Suggested Dates:	
September 22	<u>Kickoff Sunday</u> - "99 Plus" Fall Enlargement
September 29	<u>First Week</u> - "Count the Sheep"
October 6	<u>Second Week</u> - "Rescue the Strays"
October 13	<u>Third Week</u> - "Find the Lambs"
October 20	<u>Fourth Week</u> - "Seek the Lost"
October 27	<u>Fifth Week</u> - "Rejoice with Me"

A. SHEPHERD'S CHART - The Shepherd's Chart shown each week will serve as a guide for each week's programming. The number in parentheses () by certain activities indicate they are explained under Detailed Explanation Shepherd's Chart.

The interpretation as to who will be the Shepherd in this program will depend upon who acts as the leader. The Lord Jesus Christ, of course is our Chief Shepherd, and since the word pastor means shepherd we recognize him as the Head Shepherd of our church. The Director of Christian Education and/or Sunday School Superintendent may be referred to as under-shepherds. It will not be incorrect however, to refer to all superintendents, general or departmental as "shepherds."

B. SHEPHERD PLAN OF ZONED VISITATION -

1. Divide your city or community into as many zones as is practical. Take into consideration the fact that one person will have the supervision of each zone. Refer to zones as "pastures."

2. Appoint a qualified "Shepherd" over each pasture. Prior to the drive give each a list of enrolled Sunday school members. The shepherd duties should include the following:
 - a. Check on any enrolled person in the pasture who has been consistently absent from Sunday to Sunday.
 - b. Supervise all visitation and surveys conducted in the pasture and see that all assignments are completed.
 - c. Provide transportation for all "sheep" in the pasture who need it.
 - d. Assist in the execution of each weekly program.
 - e. Supervise follow-up on all prospects visited in the pasture.
3. Assign all volunteer workers to a pasture, preferably the one in which they live.

C. TRAINING -

1. Visitation - Books by C. S. Lovett are available from Foursquare Publications. "Visitation Made Easy" for students and "Visitation Classes Made Easy" for teachers (\$1 each).
2. Soul Winning - If you have not as yet conducted a Soul Winning class in your church, precede the "99 Plus" program with such a course. "No Unsaved in the Sunday School" was introduced at our 1963 International Foursquare Convention and is not just another program. It is a new concept in winning souls. Many of our churches are already reporting marvelous results through conducting this course. Order your Soul Winning Packet from Foursquare Publications (\$1.95).

- D. COMMITTEES - The following committees will make the shepherd's work much easier.

Publicity
Program

Training
Welcoming

Visitation and survey will be under the supervision of Shepherders.

- E. PUBLICITY - Publicity is included in the Shepherd's Chart for each week.

- F. "99 PLUS 5" - This plan is based on Luke 15:3-7. The "99" indicates those who are attending your Sunday school. Challenge all regular members to bring one each Sunday (plus 1) until they reach plus 5. You may use ribbons to denote the numerical increase from Sunday to Sunday.

Plus 1 - White Ribbon
 Plus 2 - Blue Ribbon
 Plus 3 - Red Ribbon
 Plus 4 - Green Ribbon
 Plus 5 - Gold Ribbon

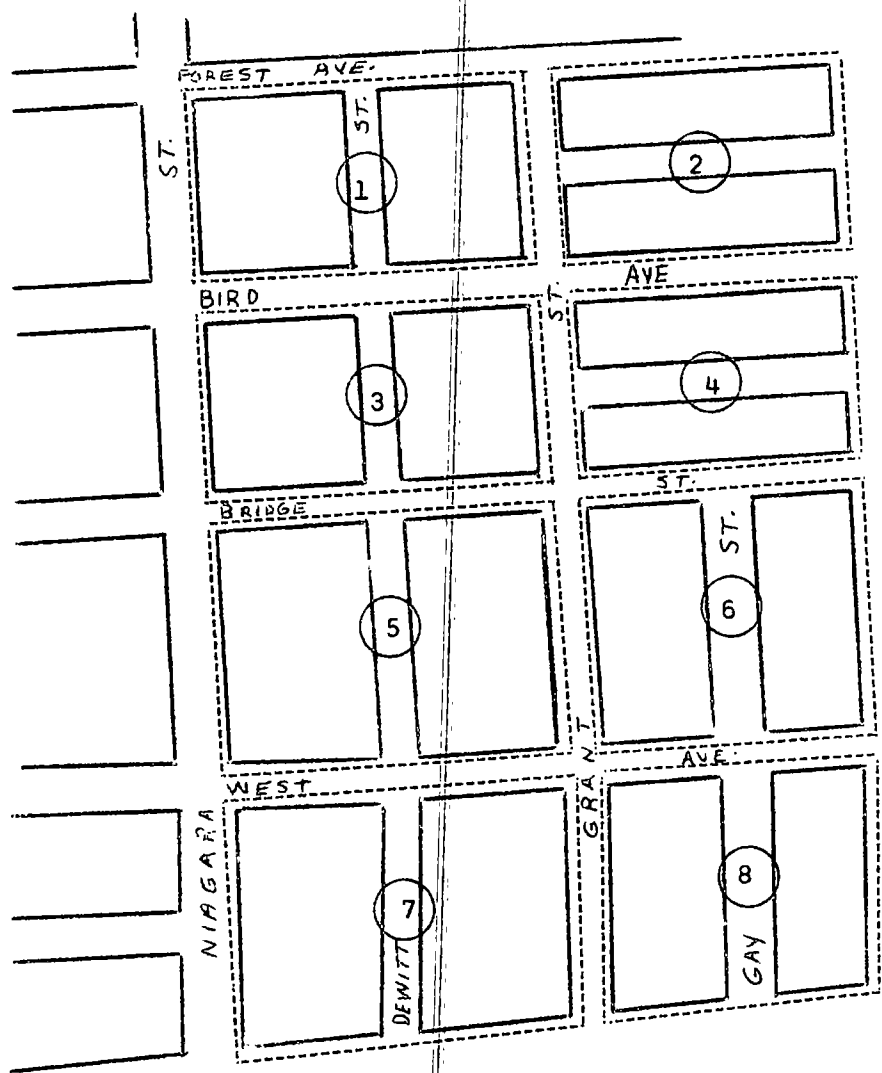
- G. SHEEP LORE - Interesting facts as to shepherds and their care for the sheep during Bible times are included in the next section for use of pastor or director.

H. PROGRAM MATERIALS - available from Foursquare Publications.

1. Leader's Manual - Complete with program details and helps.
2. General Poster - Use it to create interest throughout your church. May also be posted throughout your community. This theme could be used to stimulate curiosity in your publicity approach.
3. Class Attendance Chart - A chart especially prepared for use in each class. It may be used as follows:
 - a. "The 99er's" represent your class enrollment.
 - b. Each Sunday they are present place a plus (+) sign in square using crayon or grease pencil.
 - c. Enter visitors names under "PLUS" column and place a plus (+) mark in the square representing the Sundays they attend.
 - d. The last column is reserved for recognition such as a star which would represent a new enrollee. Special awards may be given to those reaching the "Plus 5" objective mentioned in the program.
 - e. The chart may also be used as a contest. Divide into sides and see which side can get the most new "pluses" or sheep in the "fold."
4. Post Cards - 4 distinctive post cards are available to mail to your constituency for encouragement in attendance and participation throughout the drive.
5. Doorknob Holder - An attractive holder has been prepared to leave during visitation where no one is home.
6. Tracts - "10 Reasons for Attending Sunday School" and "The Importance of the Sunday School" - Both can be used in visitation.
7. Button - the "99 Plus" button can be worn anywhere. It will get inquiries and give the wearer an opportunity to speak for Christ and the Sunday school.

It will also:

- a. Identify all members of the Sunday school participating in "99 Plus."
- b. Hold ribbons of those who qualify for Plus 1 to 5.
- c. Identify callers during visitation work.



VISITATION ZONES (PASTURES)

SHEEP LORE

Excerpts taken from "Manners and Customs in Bible Lands"
by Fred H. Wight

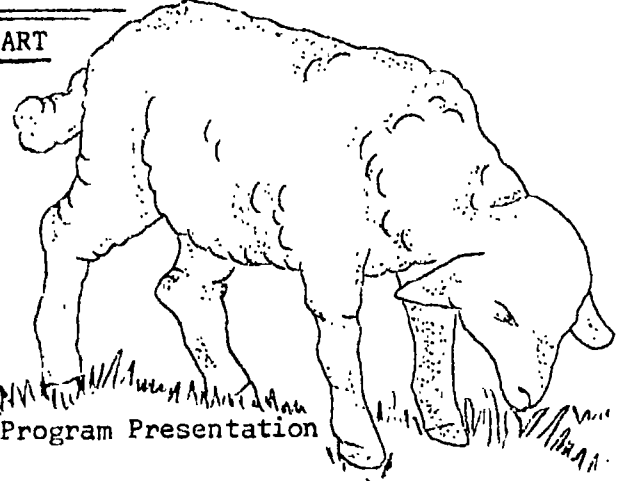
1. Large number of sheep in Palestine. From the days of Abraham down to modern times, sheep have abounded in the Holy Land. The Arabs of Bible lands have largely been dependent through the centuries upon sheep for their living. The Jews of Bible times were first shepherds and then farmers, but they never abandoned entirely their shepherd life. The large number of sheep in the land can be understood when it is realized that Job had fourteen thousand sheep (Job 42:12), and that King Solomon at the Temple's dedication, sacrificed one hundred and twenty thousand sheep (I Kings 8:63).
2. Youngest boy often the shepherd. The youngest boy in the family becomes shepherd of the sheep, especially when the Arab peasant is a shepherd as well as being a farmer of grain. As the older son grows up he transfers his energies from sheep raising to helping the father with sowing, plowing, and harvesting the crops, and passes on the shepherd's task to the next younger boy. And so the job is passed from older to younger until the youngest of all becomes the family shepherd. Such must have been the custom when Jesse raised his family of eight sons. "And Samuel said unto Jesse, Are here all thy children? And he said, There remaineth yet the youngest, and behold, he keepeth the sheep" (I Sam. 16:11). David, being the youngest of eight sons, became the family shepherd. His experiences as a shepherd lad were often used to illustrate his beautiful psalms. His Shepherd Psalm has become the classic of the ages.
3. The shepherd's garb. The dress of an Arab shepherd lad is a simple tunic of cotton that is girded around his body by a leathern girdle, and his outer garment, called aba, is often of camel's hair, like that of John the Baptist (Matt. 3:4). The aba keeps the boy warm, is able to shed the rain, and at night is used as a blanket in which to wrap himself.
4. The shepherd's srip. This is a bag made of dried skin. When he leaves home to go and tend the sheep, his mother will put into it some bread, cheese, dried fruit, and probably some olives. It was into this bag that David placed the five smooth stones when he went to battle with the giant Goliath (I Sam. 17:40).
5. The shepherd's rod. It is like a policeman's club. It is often made of oak wood and has a knob on the end of it. Into this knob nails are sometimes driven to make a better weapon. It is very useful for protection, and no shepherd would be without it. It was no doubt the rod that David used in protecting his sheep from wild animals (I Sam. 17:34-36). He mentions both the rod and the staff in his Shepherd Psalm (Psa. 23:4).
6. The shepherd's staff. David mentions the staff along with the rod in his Shepherd Psalm (Psa. 23:4). It is a stick five or six feet long and sometimes but not always has a crook at the end of it. It is used like Western men would use a cane or walking stick. It is useful in handling the sheep, and also for protection.
7. The shepherd's sling. It was a simple affair, being composed of two strings of sinew, rope, or leather, and a receptacle of leather to receive the stone. It was swung a time or two around the head and then was discharged by letting go one of the strings. The shepherd, in addition to using his sling against wild animals or robbers, found it very handy in directing the sheep. A stone

could be dropped close to a sheep that was lagging behind and startle it into coming along with the rest of the flock. Or if one would get away in another direction, then a stone would be slung so as to drop just beyond the straying sheep, and thus bring him back.

8. The shepherd's flute. A dual-piped flute of reed is generally carried by the Arab shepherd. It is true that minor strains of music come from this flute, but the heart of the shepherd is stirred, and the sheep of the flock are re-freshed by the invigorating music that comes from this simple instrument. There can be little question but that David used such an instrument when he was with his flock, in the same way the shepherd lads have done for centuries around Bethlehem. It is of interest to know that the word in the Arabic language which is the equivalent of the Hebrew word for "psalm" is mazmoor, which means "played on a pipe or flute."
9. Water provided for the flock. In selecting pasturage for the flock, it is an absolute necessity that water be provided, and that it be easy of access. Often flocks are stationed near to a stream of running water. But the sheep are apt to be afraid of drinking water that moves quickly, or that is agitated. Therefore the shepherd looks for pools of water, or provides some quiet place where they may quench their thirst. How appropriate then are the words concerning the divine Shepherd: "He leadeth me beside the still waters" (Psa. 23:2). But when all such watering places are dried up in the heat of summer, as often the case in Palestine, then wells are used. Usually a large rock is placed over the mouth of the well and this must be removed, as Jacob did, before the sheep can be watered. When Jacob was at the well, he said, "Lo, it is yet high day...water ye the sheep" (Gen. 29:7). The matter of water supply plays an important part in locating the flock for pasturage.
10. More permanent sheepfolds. Such shelters are usually built by the shepherd in a valley, or else on the sunny side of a hill where there is protection from cold winds. This fold is a low building with arches in front of it, and a wall forming an outdoor enclosure, joining the building. When the weather is mild, the sheep and goats are allowed to be in the enclosure during the night, but if the weather is storm, or the evenings are cold, then the flock is shut up in the interior part of the fold, with its protection of roof and walls. The walls of the enclosure are about three feet wide at the bottom, and become narrower at the top. They are from four to six feet high. Large stones are used in constructing the outsides of the wall, and they are also placed on the top, and then the center is filled with smaller pieces of stone, of which there is much in the land. Sharp, thorn bushes are put on the top of this wall to protect the sheep from wild animals or robbers. There is a gate guarded by a watchman. Jesus made reference to the familiar sheepfold of Palestine when He spoke those memorable words of His: "He that entereth not by the door into the sheepfold, but climbeth up some other way, the same is a thief and a robber. But he that entereth in by the door is the shepherd of the sheep. To him the porter (watchman) openeth" (John 10:1-3).
11. Guidance for the sheep. The Eastern shepherd never drives his sheep as does the Western shepherd. He always leads them, often going before them. "And when he putteth forth his own sheep, he goeth before them" (John 10:4). This does not mean that the shepherd is always in front of his sheep. Although he may be usually in that position when traveling, he often walks by their side, and sometimes follows behind, especially if the flock is headed for the fold in the evening. From the rear he can gather any stragglers, and protect such from a sly attack from a wild animal. If the flock is a large one, the shepherd will be in front, and a helper will follow behind.

12. Intimate knowledge of the sheep. The shepherd is deeply interested in every single one of his flock. Some of them may be given pet names because of incidents connected with them. They are usually counted each evening as they enter the fold, but sometimes the shepherd dispenses with the counting, for he is able to feel the absence of any one of his sheep. With one sheep gone, something is felt to be missing from the appearance of the entire flock. One shepherd in the Lebanon district was asked if he always counted his sheep each evening. He replied in the negative, and then was asked how then he knew if all his sheep were present. This was his reply: "Master, if you were to put a cloth over my eyes, and bring me any sheep and only let me put hands on its face, I could tell in a moment if it was mine or not."
13. Special care of baby lambs, and sheep with young ones. When lambing time comes, the shepherd must take great care of his flock. The task is made more difficult because it so often becomes necessary to move to a new location to find pasturage. The sheep that are soon to become mothers, as well as those with their young ones, must be kept close to the shepherd while in transit. Little helpless lambs that cannot keep up with the rest of the flock, are carried in the bosom of his undergarment, the girdle turning it into a pocket. Isaiah pictures this activity in his famous passage: "He shall feed his flock like a shepherd: he shall gather the lambs with his arm and carry them in his bosom, and shall gently lead those that are with young" (Isa. 40:11).
14. Care of sick or wounded sheep. The shepherd is always on the lookout for members of his flock that need personal attention. Sometimes a lamb suffers from the rays of the sun, or its body may have been badly scratched by some thornbush. The most common remedy he uses with these sheep is olive oil, a supply of which he carries in a ram's horn. Perhaps David was thinking of such an experience when he wrote of the Lord, "Thou anointest my head with oil" (Psa. 23:5).

<u>SHEPHERD'S CHART</u>	
MONDAY:	(1) Training Class
TUESDAY:	Training Class
	(2) Shepherder's Meeting
WEDNESDAY:	Prayer
THURSDAY:	Training Class
FRIDAY:	(3) Committee Meetings
SATURDAY:	Fasting and Prayer
SUNDAY:	<u>Sunday School</u>
	(4) "99 Plus" Enlargement Program Presentation
	<u>Church</u>
	(5) Morning Worship Service



The future success of any program will largely depend upon its introduction. First impressions are often lasting impressions, so make a good one!

DETAILED EXPLANATION - SHEPHERD'S CHART

(1) Training Classes.

It's suggested that this first week be devoted mainly to training workers for "99 Plus." The two training courses mentioned in the previous section are available to you:

a. Visitation.

"Visitation Made Easy" and "Visitation Training Made Easy" by C. S. Lovett. These books for teacher and student were made available to you last year and many excellent results were obtained by our churches through their use. If you have not trained your workers for visitation do so now. If you have, brush up on the course before launching the program.

b. Soul Winning.

The books "Soul Winning Made Easy" and "Soul Winning Classes Made Easy" are the vital part of this course which aims at "No Unsaved in the Sunday School." It will be important for each worker to know how to lead a soul to Christ.

(2) Shepherder's Meeting.

Shepherders will need a complete briefing on each week and the details which will involve them. Provide each one:

- a. A city map marked with colored pencil showing the boundaries of the "pastures."
- b. A list of all enrolled Sunday school members in the pasture.
- c. A list of workers available to help in the "herding" of the sheep.
- d. Visitation supplies.

(3) Committee meetings.

A last minute meeting with all committees is always desirable before the commencement of an extensive program.

(4) "99 Plus" Enlargement Program Presentation - Sunday School.

- a. Use the "Formula for Enlargement" outline in previous section.
- b. Dramatize.

It will be a simple matter for the shepherd (pastor or superintendent) to dress as a shepherd in Bible times. If your Sunday school is located in a farming community, you may be able to secure a live lamb to publicize "99 Plus."

- c. Introduce all shepherders.
- d. Use posters and placards to create color and interest.


(5) Sunday Morning Worship Service.

If the Lord leads the pastor to do so, a sermon on the parable of the lost sheep as found in Luke 15 will give "99 Plus" the backing of the pulpit which it needs to succeed. At the conclusion of the sermon an appeal for workers and a time of dedication at the altar will provide the consecrated men and women needed to search for the "plus."

COUNT THE SHEEP
First Week

SHEPHERD'S CHART

MONDAY: (1) Feed the Sheep
TUESDAY: (2) 6:30 p.m. - Shepherders meet with
Sheephands
(3) 7:00 p.m. -
Visitation
WEDNESDAY: Prayer
THURSDAY: Repeat Tuesday
FRIDAY: Repeat Tuesday
SATURDAY: (4) Shepherd Boys and Shepherdess
Girls
SUNDAY: Sunday School



HYMNS: Bring Them In - Count Me

SCRIPTURE READING: Psalm 95:1-7

PRAYER:

(5) SHEEP COUNT

(6) VISUAL: "Wool on the Sheep"

HONOR: All "plus ones" for today. Give each
one a white ribbon.

PROMOTE: Future "99 Plus" plans; "Rescue the Strays"
week, zone visitation under leadership of
Shepherders and "99 Plus" attendance chart
idea.

VOCAL: "The Ninety and Nine"

CLOSING CHORUS: "Lord Lay Some Soul Upon My Heart"

Every good shepherd counts his sheep! It is the only sure way he has of knowing that each sheep is within the fold. The purpose of this week is two fold:

...100 per cent of the enrollment in Sunday school.
...Visitation in the home of every pupil!


DETAILED EXPLANATION - SHEPHERD'S CHART

(1) Feed the Sheep - Monday evening affords an excellent time to get all of your Sunday school staff together at a dinner. All workers should be invited. Use the after dinner period to:

- a. Present the "Count the Sheep" plan for this week.
- b. Introduce all shepherders. Use the visitation map to explain how each shepherd will supervise his "pasture."

Woolly Sheep Place Card

Secure a piece of cotton 2" x 1"; 1 white pipe cleaner; scissors. Use cotton for the body of the sheep. Cut pipe cleaner in half for legs. Twist one piece of pipe cleaner around cotton about 3/4" from one end to form head and front feet. Twist second piece of pipe cleaner about 1/4" from opposite end to form tail and back legs. Pinch a bit of cotton at each side of the head to form ears and roll between fingers a little cotton from body to form tail. Paste a small card with name on to body for place card.



- c. Be sure all workers understand the complete program.
 - d. Conduct a question and answer period.
 - e. Close with time of prayer.
- (2) Shepherders Meet with Sheephands - (Workers may be called "sheephands.") Three evenings are suggested throughout the week to contact all the sheep of the fold (enrollment). Use the half-hour period from 6:30 to 7:00 p.m. as follows:
- a. 15 minutes - prayer.
 - b. 15 minutes - Visitation assignments. All workers not previously assigned to a pasture will receive this designation now. Refer to the general plan for more detailed explanation.
- (3) Visitation - each Shepherd will see that all the enrolled sheep of his pasture receive a call in the home before "Count the Sheep" Sunday.
- a. Number your entire enrollment beginning with the Cradle Roll department.
 - b. Mimeograph enough "Count the Sheep" slips (see next page) for at least twice your enrollment. Place numbers on slips. Distribute these to shepherders in charge of pastures.
 - c. Each person calling should be given 2 slips for each enrollee to sign; one to be returned by the worker to the Shepherd and the other to be kept by enrollee.
 - d. Ask the enrollee to sign his numbered slip promising to be present on "Count the Sheep" Sunday and sit in his numbered seat (See (5) Sheep Count).
- (4) Shepherd Boys and Shepherdess Girls.
- a. Have the boys and girls meet each Saturday morning at 10 a.m. to distribute advertising material. This week they should visit homes of those not enrolled in the Sunday school and try to get as many as they can to sign designating they will be in Sunday school. Their "Count the Sheep" slips should be unnumbered as they are not on the roll.

- b. "Feed the Lambs." Provide some kind of food for the boys and girls as they return to the church.


(5) Sheep Count.

- a. Number the seats in your assembly room.
- b. Have your Sunday school members sit according to number and answer the roll by numbers. (Assigned in conjunction with visitation "Count the Sheep" slips.)
- c. Post absent numbers on a blackboard.
- d. It is suggested a section be reserved for visitors who bring unnumbered slips or who come without a slip.

(6) Visual - "Wool on the Sheep."

- a. Prepare a large cardboard sheep. The size will depend on the enrollment of your Sunday school. One may be enlarged from a smaller picture (see illustration). Draw the same number of squares needed for your school on the large size cardboard. Let your eyes make the adjustment and draw the enlarged sheep as you see it in each square.
- b. Number the square on the finished sheep.
- c. As the roll is taken by number in your general assembly, the enrollee will stand, come forward and put a round medical ball of cotton (these may be secured from the drug store) and using plasti-tak or rubber cement place the ball of cotton in his square. We're not "shearing the sheep," but we're actually putting wool ON the sheep. At the end of the sheep count, the sheep should be well covered with wool.
- d. For added interest, divide into sides and see which side can "wool" their sheep the most.

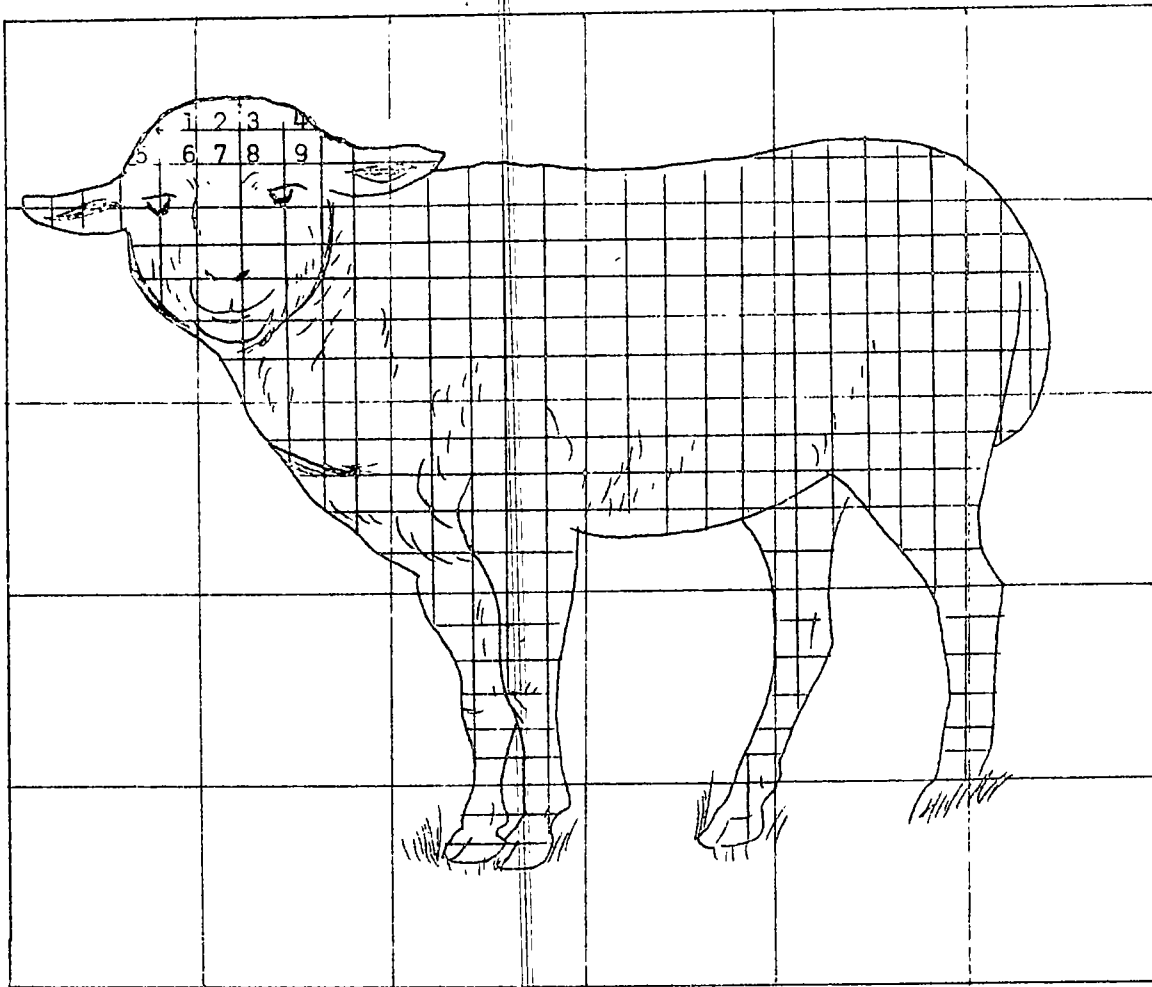
C O U N T
T H E
S H E E P
S U N D A Y



I WILL DO MY BEST TO BE PRESENT NEXT
SUNDAY, _____, AND SIT IN
(date)
MY NUMBERED SEAT.

(signed)

Foursquare Sunday School



"WOOL ON THE SHEEP" VISUAL

(The large squares are used in enlarging to the size poster you desire and should not appear on the finished poster. The small squares on the sheep represent the number in your enrollment.)

SHEPHERD'S CHART

MONDAY: (1) Evaluation
TUESDAY: (2) Shepherder's Meeting (visitation)
WEDNESDAY: Prayer
THURSDAY: Visitation
FRIDAY: Visitation
SATURDAY: (3) Shepherd Boys and Shepherdess Girls
SUNDAY: Sunday School

HYMNS: Rescue the Perishing -
Savior Like a Shepherd Lead Us

SCRIPTURE READING: Psalm 100, Isaiah 53:6

PRAYER:


(4) VISUAL: "Mystery Sheep"

(5) PANTOMINE: "Sheep Robbers"

HONOR: All "plus twoers" for today. Give each one a blue ribbon.

PROMOTE: Future "99 Plus" plans, "Find the Lambs"

CLOSING CHORUS: "We'll Work 'Til Jesus Comes"



Jesus was able to say "...Those that thou gavest me I have kept, and none of them is lost, but the son of perdition..." The loss of students in our Sunday schools is almost overwhelming, the turnover in some instances being from 60 to 75 per cent during the course of a year or two. Enlargement is a necessary part of our planned Sunday school year, but unless we hold on to our gains, it will all be in vain. Remember, the GOOD SHEPHERD is concerned about that one absent sheep! Let's hold on with a tenacious grip to those God has seen fit to bring into our midst.

DETAILED EXPLANATION - SHEPHERD'S CHART

- (1) Evaluation. Evaluate results of the previous week. Make a list of those who did not return including those who have been gone from your school for an extended period.
- (2) Shepherder's Meeting. Every shepherder should be given a list of absentees in his pasture for continued visitation. This list can be supplemented by known prospects in the area.

Each shepherder is also responsible to see that every home in his pasture is contacted (see "99 Plus" general plan).

(3) Shepherd Boys and Shepherdess Girls - "Find the Missing Sheep"

PLAN:

- a. Check the roll for homes of absentees in the vicinity of your church (10 block radius). These will be "missing sheep homes."
- b. Saturday morning from 10 to 12 a.m. send your children in teams throughout the assigned area.
- c. If desired a special letter of invitation may be mailed to these homes during the week or you may wish to give the children a letter of welcome to give each one contacted.
- d. Where a letter is acknowledged have the child ask the person to sign a special form. The name and address should be typed in prior to visitation with a line for signature.
- e. Award those who make contact in the homes of the designated missing sheep.

(4) Visual - Mystery Sheep.

- a. Make a mystery sheep poster with a large question mark in the center. Arrange a dozen sheep around the question mark. (See illustration next page)
- b. Write the names of various absentees on the reverse side of the sheep. Display the poster prominently the week prior to "Rescue the Strays" Sunday. Remove sheep on "Rescue the Strays" Sunday and read names.
- c. Reward those bringing in the mystery sheep.


(5) Sheep Robbers.

Pantomime. This will serve as a humorous and yet effective reminder to all present as to the small things we allow to keep us away from God's House.



Read: John 10:1-11

We want to introduce you this morning to a few sheep robbers. They are a strange looking group but perhaps you have met some of them before.

- a. "I'm Too Sleepy." First of all we want you to meet "Miss I'm Too Sleepy." (Teenage girl enters yawning, hair in curlers wearing house coat over dress) She doesn't seem to realize that "...they that wait upon the Lord shall renew their strength, they shall mount up with wings as eagles; they shall run, and not be weary, and they shall walk, and not faint."
- b. "Take a Trip." "Mr. Take a Trip" feels he can worship God in nature as well as church and besides he loves to fish. (Man enters dressed in sport clothes carrying fishing pole in one hand and golf clubs hanging in a bag over the other shoulder) The out of doors is wonderful, but Sunday is God's day and the Word of God distinctly says in Hebrews 10:25 "Not forsaking the assembling of ourselves together, as the manner of some is..."
- c. "Too Much Work to Do." "Mrs. Too Much Work to Do" needs no introduction to any of us. The temptation to use God's day to catch up on household tasks is a common one. (Woman enters carrying bucket and mop stick and any other cleaning utensils she can carry. She should wear a housedress, apron and have hair covered with a bandana.) Exodus 20:9 states "Six days shalt thou labour, and do all thy work."



(Place absentees
name under
sheep)



MYSTERY
SHEEP

Who are they?



- d. "Sunday Sickness." Sunday sickness is more commonly known as "Morbus Sabbaticus" and this man has a bad case of it. (Man enters with his head bound up as with a bad headache, arm in a sling and carrying pill bottles in the free hand.) This man needs to be reminded of James 5:14. "Is any sick among you? let him call for the elders of the church and let them pray over him, anointing him with oil in the name of the Lord."
- e. "Read the Comics." "Jr. Read the Comics" wouldn't think of coming to Sunday school if he hasn't had time to find out if Dick Tracy has managed to outwit the faceless monster. (Jr. aged boy enters reading funny paper) Jr. as well as all of the others need to be reminded of the great commandment found in Exodus 20:8. "Remember the sabbath day to keep it holy."

Actually these sheep robbers are deadly! They rob the sheep of...

Spiritual blessings received from God's Word
Fellowship of other Christians
Example to the unbeliever
Strength received from waiting on the Lord.

They rob the church of:

Faithful Attendance
Service
Tithes
Progress
Inspiration

THE ABSENTEE

"Someone is absent," the Shepherd said,
 As over my classbook He bent
 His head;
 "For several Sundays absent too,
 So tell me, Teacher, what did
 you do?"
 "I didn't call, as perhaps I should;
 I wrote some cards but they did
 no good
 I've never heard, and he never came,
 So I decided to drop his name."
 He answered gravely, "A flock was
 mine,
 A hundred--no, there were
 ninety and nine,
 For one was lost in the dark and cold,
 So I sought the sheep that had
 left the fold.
 The path was stony and edged
 with thorn,
 My feet were wounded and
 bruised and torn.
 But I kept on seeking, nor counted
 the cost,
 And, oh, the joy when I found the lost."
 Thus spoke the Shepherd in tender tone;
 I looked, and lo, I was alone,
 But God a vision had sent to me,
 To show His will toward the Absentee!

SHEPHERD'S CHART

- MONDAY: (1) Check Records
TUESDAY: (2) Shepherder's Meeting
(3) Visitation (Baby Lamb Hunt)
WEDNESDAY: Prayer
THURSDAY: (4) Visitation (Primary Lambs)
FRIDAY: (5) Visitation (Junior Lambs)
SATURDAY: (6) Shepherd Boys and Shepherdess Girls
SUNDAY: Sunday School

HYMNS: The Lord Is My Shepherd - Win Them One by One

SCRIPTURE READING:
Psalm 23,
Isaiah 40:12


PRAYER

- (7) Lamb Twins
(8) Lamb Parade

HONOR: All "Plus Threecers," giving each one a red ribbon.

PROMOTE: Future "99 Plus" plan, "Seek the Lost"

CLOSING CHORUS: "Jesus Loves Me"



Three times every second, somewhere in the world three babies are born. Nearly 2 million babies were born last week, enough to double the population of Minnesota. Each one of these children is a creature of love and hope and should have as his right the priceless privilege of hearing the truths of God's Word. But you say, "I can't be held accountable for the children of the world." You are right to a degree; however, we are accountable for the community God has permitted us to minister in. We must reach the lambs while they are lambs. The pliable, formative years of childhood are the years of greatest return in soul winning. Let's make this week an all out effort to reach every child in the responsible radius of your church!

DETAILED EXPLANATION - SHEPHERD'S CHART

(1) Check records.

- a. Prepare lists of all families in your Sunday school giving particular attention to those where all members of the family do not attend.
- b. Secure a list of all children under 2 years of age. Use vital statistic records of new births found in the daily newspaper.

(2) Shepherd's Meeting.

- a. Provide each shepherd with names and addresses of potential "lamb" for the hunt.
- b. Explain the "Feed the Lambs" project for Saturday afternoon [See (6)].
- c. Be sure each shepherd understands the promotion to be used on this Sunday.

(3) Baby Lamb Hunt (Tuesday)

- a. All children from 0 - 5 will qualify in the baby hunt as "babies."
- b. Use all lists available and call in each home urging parents to be present with children on "Find the Lambs" Sunday.
- c. Send workers including pre-school teachers out during the day and evening on Tuesday in a door to door check for baby lambs.

(4) Primary Lamb Hunt (Thursday)

- a. How can we find more Primary (1-3 grade) lambs?
 1. Secure names and addresses from other Primary children in your Sunday school.
 2. Near elementary school grounds. Get permission at school to distribute advertising as children are leaving.
 3. Playgrounds, but be sure to see playground director.
 4. Survey of the new housing areas.
 5. Trailer courts.
- b. What shall we do when we find them?
 1. Follow visitation approach as recommended in "Visitation Made Easy."
 2. See shepherd appointed over this area to arrange transportation and "lamb feed" on Saturday.
 3. Be alert to welcome those contacted on Sunday a.m.

(5) Junior Lamb Hunt (Friday) (4-6 grade)

Use the ideas suggested for Primary lambs.

(6) Shepherd boys and Shepherdess girls "Feed the Lambs" (Saturday)

- a. Select a home in each pasture to feed the lambs of that area.
- b. Survey the area getting out invitations to all boys and girls to come to "99 Plus."

c. Program

1. One hour - 2-3 p.m.

2. 30 minutes: (use one or more of these)

...Filmstrip (Bootsie; the Lamb) Cathedral Films. (May be ordered from Foursquare Publications)

...Illustrated Bible story

...Chorus singing

...Bible quiz choosing 2 teams!

3. 10 minutes

Tell about "99 Plus" in Sunday school. Arrange for transportation. Offer a prize for everyone who brings a "plus."

4. 20 minutes - Lamb feeding:

Ice cream and cookies (get donations for this).

(7) Lamb Twins.

Twins are very frequently born to sheep. Send out appropriate post card "This Sunday Make News - Bring Them By Two's." Why not offer a special award to all your boys and girls who bring a "twin" with them?

(8) Baby Lamb Parade.

It is to be hoped that you will have many baby lambs present on this Sunday. Here are a few ideas to make the day more exciting.

- a. Tag all baby lambs. Using the pattern here, cut out cardboard lambs. Paste cotton thinly on lamb and outline body in black.



- b. Take a picture of each lamb under 2 years of age with his parents and give the picture to the parents. (Use polaroid camera.)
- c. During the assembly of your school have a parade of all baby lambs (0-5 years).

Encourage all teachers to make a special effort to lead every lamb to a personal experience of salvation before this day is over. If teachers have not had the Soul Winning Course it will be best to select someone who is qualified to make a general appeal.

MARY HAD A LITTLE BOY

Mary had a little boy,
He seemed as white as snow,
He never went to Sunday school
'Cause Mary wouldn't go.

He never heard the tales of Christ
That thrill the childish mind;
While other children went to class
This child was left behind.

And as he grew from babe to youth
She saw to her dismay;
A boy who once was snowy white
Became a dingy gray.

Realizing now that he was lost
She tried to win him back,
But now the boy who once was white
Had turned an ugly black.


She even started back to church,
Attending Sunday school;
She begged the preacher, "Isn't there
A thing that we can do?"

The preacher tried and failed, and said,
"We're just too far behind.
I tried to tell you years ago,
But you would pay no mind."

And so, another boy is lost,
That once was white as snow.
Sunday school would have helped...
But Mary wouldn't go.

SHEPHERD'S CHART

MONDAY: (1) "A Lamb for
a House" -
Door to Door
Survey
TUESDAY: Survey
WEDNESDAY: Prayer
THURSDAY: Survey
FRIDAY: Survey
SATURDAY: (2) Shepherd boys
and Shepherdess
girls
SUNDAY: Sunday School



HYMNS: I Will Sing
the Wondrous
Story - Love
Lifted Me

SCRIPTURE READING:
John 10:7-15

PRAYER

(3) WELCOME GATE

HONOR: All those who have reached "99 Plus 4." Give them
a green ribbon.

(4) All those who have visited homes this week.

PROMOTE: Conclusion of "99 Plus," "Rejoice with Me"

CLOSING HYMN: "Where He Leads Me"

The very heart of "99 Plus" is contained in this week's emphasis, "Seek the Lost." It is not only our responsibility but our God given privilege as born again Christians to participate in the search for the lost. If the divine Son of God could devote His earthly ministry to this search surely we can dedicate ourselves to follow in His footsteps... "For the Son of man is come to seek and to save that which was lost" (Luke 19:10).

DETAILED EXPLANATION - SHEPHERD'S CHART

(1) "A Lamb for a House" (door to door survey)

Homes are in danger today just as surely as they were in Egypt in the year 1491 B.C. The death sentence had been given then to every home - the only salvation, the slain lamb (Exodus 12). The great majority of our homes today are under the judgment of sin (Romans 3:23). The lamb is still the only answer - The Lamb of God. John the Baptist declared, "Behold the lamb of God, which taketh away the sin of the world" (John 1:29).

Our objective during this survey will be to take Christ, the Lamb of God, to every household in our town or portion of the city. To do so effectively it will be necessary to:

a. Organize.

Shepherders will be in charge of teams and will concentrate on each "pasture." If pasture has been covered, additional survey areas may include:

New Housing	Motels	Hospitals
Trailer Courts	Rest Homes	Jails

b. Mobilize.

Arrange for cars to take teams to assigned areas, pick them up and return to church.

c. Evangelize.

If your teachers have completed the Soul Winning Course, they will not be troubled at the thought of going to the homes of the unsaved. We strongly recommend that classes be conducted to train workers during the two week period preceeding "99 Plus." Trained workers will be productive workers!

d. Publicize.

Each worker should be supplied with:

Map with area of visitation outlined	Tracts
"99 Plus" button	Doorknob holders
Survey card	Church bulletin
Foursquare Magazine (October)	Bible

e. Analyze.

In order to keep your workers interested and prevent discouragement have them return to the church for reports and light refreshments. Never let your workers dangle in thin atmosphere after an afternoon or evening of work for the Lord without giving them an opportunity to tell their experiences. This will inspire others who may have had a discouraging experience. It also gives you as a leader an excellent time to work out any "kinks" or problems which may have arisen.

(2) Shepherd boys and Shepherdess girls.

"Wheeling shepherds." In Bible lands, it is still customary for the youngest boy in the family to serve as shepherd of the sheep (I Sam. 16:11). David was the youngest of eight sons. Our boys and girls will be different however - they'll be on "wheels." There will be 3 teams:

a. Wagon Team (Pre-schoolers).

4 and 5 year olds will particularly enjoy pulling their wagons around the neighborhood and giving "99 Plus" advertising to everyone they meet. Adults should accompany.

b. Roller Skate Team (Primaries).

These children will skate around a full block, two by two, without crossing the street and will distribute "99 Plus" advertising to all homes in the block.

c. Bicycle Team (Juniors).

Junior children will be able to cover a 2 block area (two by two) giving advertising at all homes and to all they meet.

Hints:

...Give an award for the best decorated wagon, roller skate costume and bicycle.

...Provide pop or ice cream bars for tired "wheeling shepherds and shepherdesses."

(3) Welcome Gate.

Make a welcome gate of crepe paper and cardboard. Place the gate on the platform in such a position as will permit each visitor to walk through as he is presented to the Sunday school on this day.

(4) "99 Plus Homes."

Challenge your workers to personally visit 99 plus homes* this week. In order to count, as a visit, he must make contact with someone in the home by talking to them personally. If no one is at home it will not count. Award all those who make over 99 calls--with first prize going to the worker with the most pluses (most homes visited).

*Note: Visit over 99 homes.

SHEPHERD'S CHART

- MONDAY: (1) Evaluate all survey and visitation records.
TUESDAY: (2) Mail "Rejoice" invitations.
(3) Shepherder's meeting.
Follow-up visitation.
WEDNESDAY: Prayer
THURSDAY: Follow-up visitation
FRIDAY: (4) Telephone brigades
SATURDAY: (5) Shepherd boys and girls
SUNDAY: Sunday School

HYMNS: Jesus Saves -
He Keeps Me
Singing

SCRIPTURE READING:
Luke
15:3-7


PRAYER

- (6) VICTORY
MARCH
"Rejoice
with Me"

- (7) AWARDS

CLOSING

HYMN: "I'll
Live
for Him"



The "seeking shepherd" will find his sheep! The sheep can be found and brought into the fold. This we have already proven. Statistics will bear out these facts:

You will find one prospect in every 10 homes visited.

You will be able to win one out of every 10 prospects to a saving knowledge of sins forgiven.

"He that goeth forth and weepeth, bearing precious seed, shall doubtless come again with rejoicing, bringing his sheaves with him" (Psalm 126:6). A note of triumph should permeate this whole day! Whether your school be a small one or a large one, your results from "99 Plus" overwhelming or limited, rejoice!

DETAILED EXPLANATION - SHEPHERD'S CHART

(1) Evaluate all survey and visitation records.

Records talk! As you gather all the returned survey cards together and alphabetize them, they are mutely saying "Use us or lose us." Before alphabetizing your prospect cards sort them into the following categories:

-Promised to come
-Maybe
-No church home
-Indifferent (Does not want a repeat call)

They will receive priority attention in the order of their listing this week. Keep your prospect file in active use.

Tabulate the results of all types of visitation. Be sure your record on each one carries the entire story.

Prepare follow-up lists for shepherders.

(2) "Rejoice" invitations.

- a. Send invitations to entire enrollment including visitors.
- b. Send invitations to all "99 Plus" prospects.
- c. Take invitations to all people in groups a and b under (1). (See page 31)

(3) Shepherder's Meeting.

We suggest that if at all possible you keep the shepherder's functioning in their respective pastures for at least a 3 month period after the conclusion of the program. Their continued work will include:

- a. All follow-up contact on "99 plus" prospects.
- b. Home visitation on absentees.
- c. Transportation for those needing it in the area.

(4) Telephone Brigades.

Select the best personalities with the most pleasing voices to do a "saturation sell" on Friday. They will form a telephone crew to call the following and urge their presence Sunday.

- a. Every enrolled person in your Sunday school.
- b. All visitors and prospects.

Our goal for Sunday is..."Not 99 but 100 per cent."

(5) Shepherd boys and Shepherdess girls.

- a. Make telephone lists of all children eligible or enrolled in the Primary classes. Each list will have 5 names and telephone numbers. Names may be duplicated on several lists. Give each Primary boy and girl a list of 5 to call inviting the child to Sunday school for the special victory rally in "Rejoice With Me" Sunday.

b. Repeat procedure for Juniors, Junior Highs and Senior High students.

(6) VICTORY MARCH "Rejoice with Me."

a. Make placards 8" x 22" and post liberally over entire Sunday school facilities:

NOT 99 BUT 100 %

b. Conduct a victory march by classes or departments. The leader of the group will carry a placard which reveals a short summary of accomplishments:

Total Homes Visited	_____
Telephone Calls	_____
Mail	_____
Percentage - increase	_____ %
Souls Saved	_____

REJOICE!

(7) Awards.

Present awards to all winners such as:

- All who qualify as "99 Plus 5." Give Gold ribbons.
- Best shepherd record.
- Class or department with greatest all around improvement during drive.
- Student in each age group, primary through adults, who has the most sheep in his fold.

